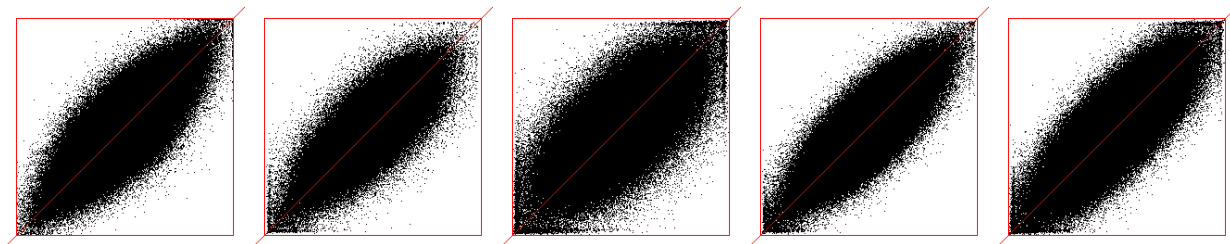


**Fattore di Cresta del segnale musicale
Laura Pausini : "San Siro 2007"**

Quella che segue è l'analisi completa del CD di Laura Pausini "San Siro 2007". Tutte le tracce sono più o meno saturate e presentano fattori di cresta bassi (da meno di 4 a 5.65). Lo slew rate del segnale è alto come si conviene per delle tracce che hanno subito compressione.

Traccia	Max	CF	Slew_Rate (V/uS)
Pausini_SanSiro2007_01	32767	4.67	1.38
Pausini_SanSiro2007_02	32767	4.76	1.68
Pausini_SanSiro2007_03	32767	4.27	2.50
Pausini_SanSiro2007_04	32767	5.12	2.71 <- max CF
Pausini_SanSiro2007_05	32767	4.34	2.14
Pausini_SanSiro2007_06	32767	3.97	1.77
Pausini_SanSiro2007_07	32767	4.38	1.72
Pausini_SanSiro2007_08	32767	4.65	1.44
Pausini_SanSiro2007_09	32767	4.83	1.78
Pausini_SanSiro2007_10	32767	4.70	1.73
Pausini_SanSiro2007_11	32767	5.65	1.77
Pausini_SanSiro2007_12	32767	4.18	1.71
Pausini_SanSiro2007_13	32767	5.04	2.36
Pausini_SanSiro2007_14	32767	3.76	2.69 <- min CF
Pausini_SanSiro2007_15	32767	3.98	2.24



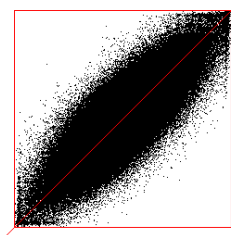
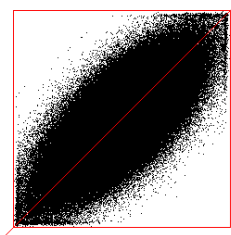
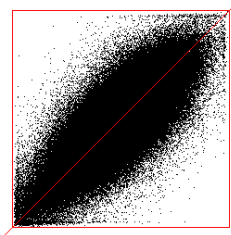
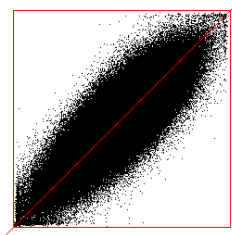
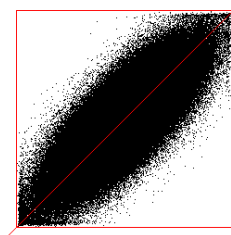
Traccia 1

Traccia 2

Traccia 3

Traccia 4

Traccia 5



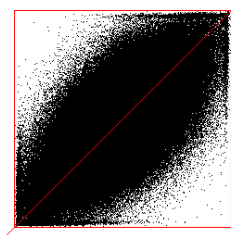
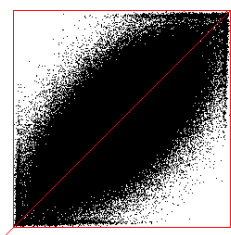
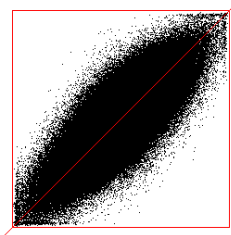
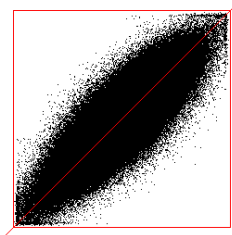
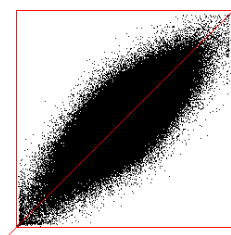
Traccia 6

Traccia 7

Traccia 8

Traccia 9

Traccia 10



Traccia 11

Traccia 12

Traccia 13

Traccia 14

Traccia 15

